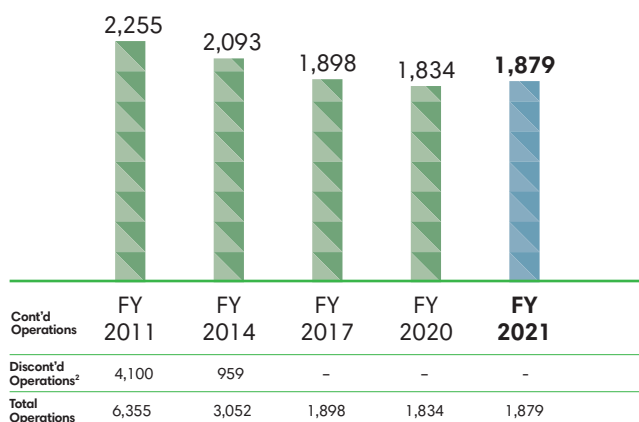


Performance at a Glance

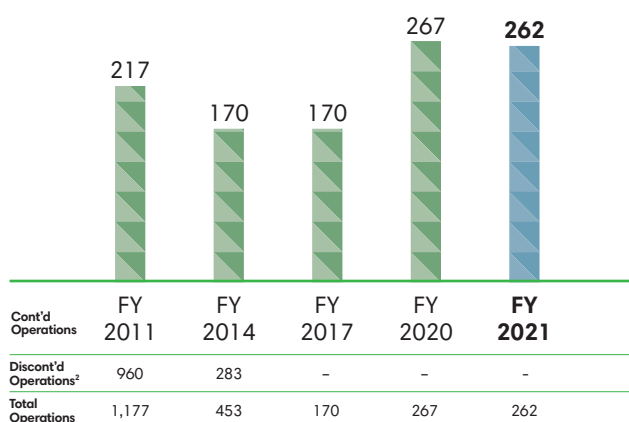
Revenue (\$m)



10-yr CAGR³
-2%

Increase from FY2011³
-17%

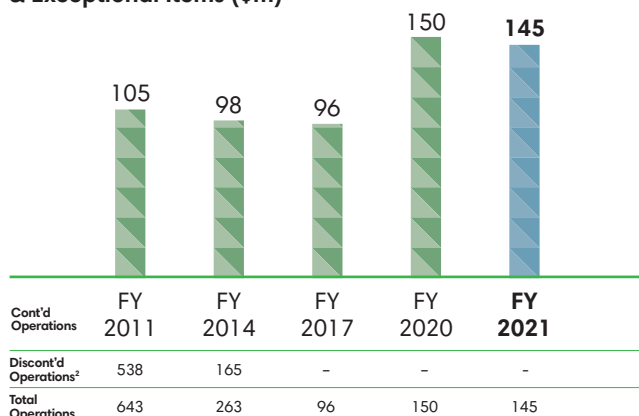
Profit Before Interest & Taxation (\$m)



10-yr CAGR³
+2%

Increase from FY2011³
+21%

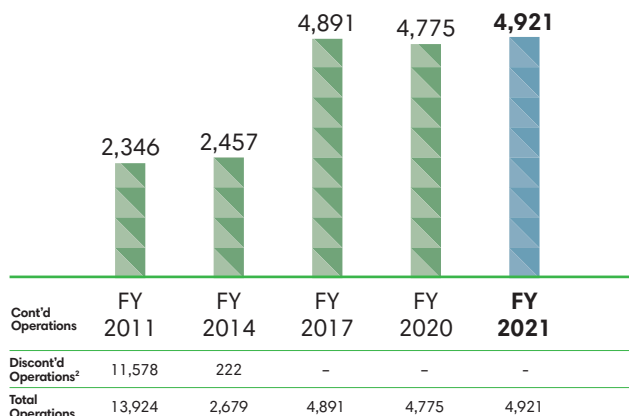
Attributable Profit Before Fair Value Adjustment & Exceptional Items (\$m)



10-yr CAGR³
+3%

Increase from FY2011³
+38%

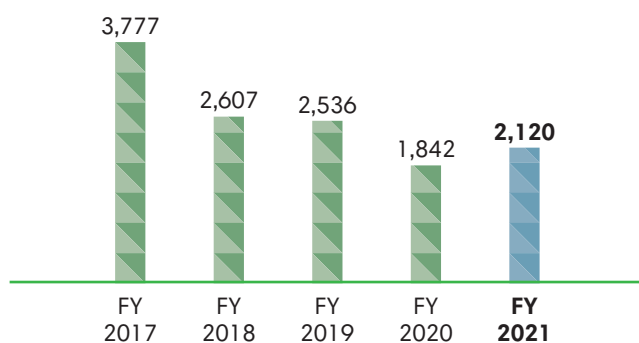
Total Assets (\$m)



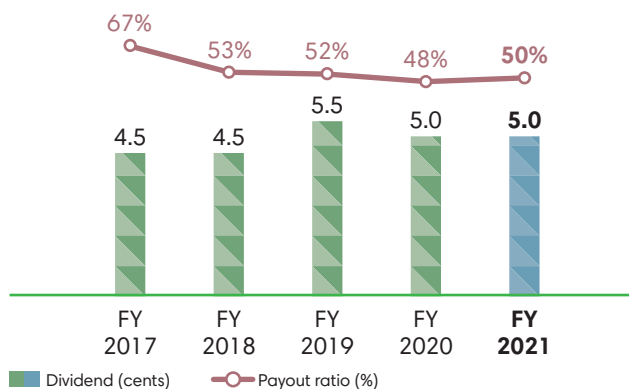
10-yr CAGR³
+8%

Increase from FY2011³
+110%

Market Capitalisation⁴ (\$m)



Dividend Distribution



Notes:

- 1 FY2011, FY2014 and FY2017 : As previously reported
- 2 Upon the disposal of Asia Pacific Breweries Limited/Asia Pacific Investment Pte Ltd ("APB/APIPL") and Myanmar Brewery Limited ("MBL"), and the distribution in-specie of Frasers Centrepoint Limited ("FCL", now known as Frasers Property Limited), their respective results have been classified as discontinued operations
- 3 Excludes discontinued operations of APB/APIPL, FCL and MBL
- 4 Based on issued shares at close of business on the first trading day after preliminary announcement of results